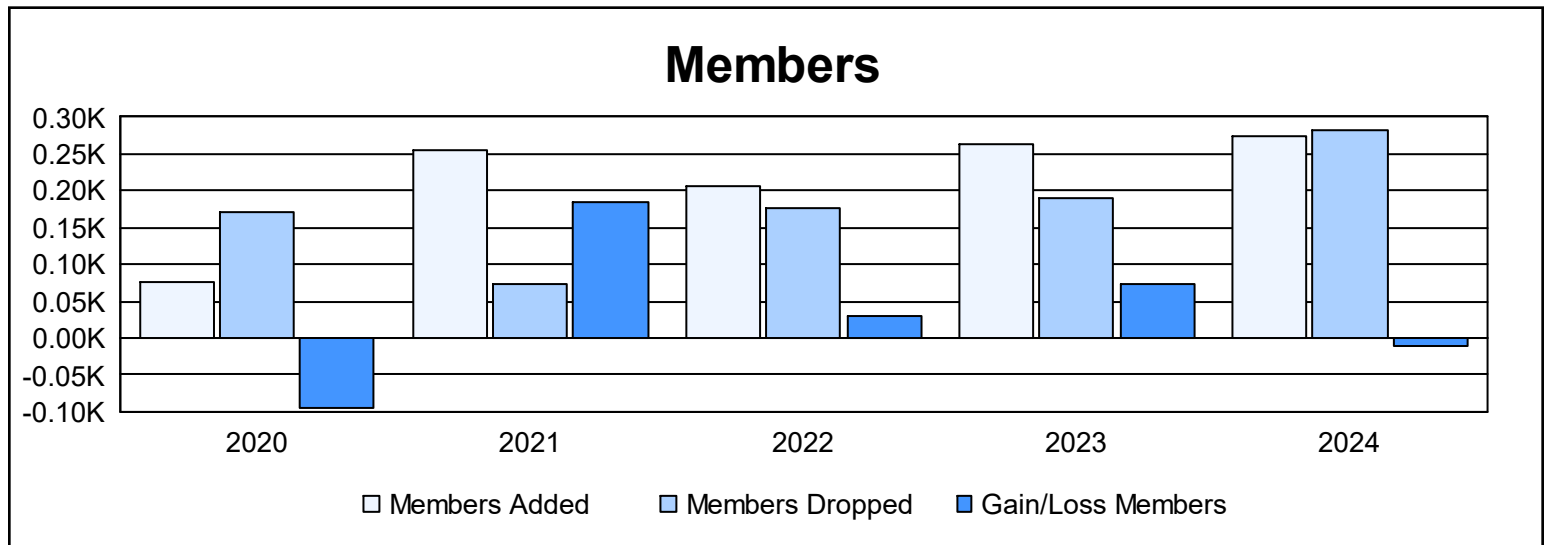
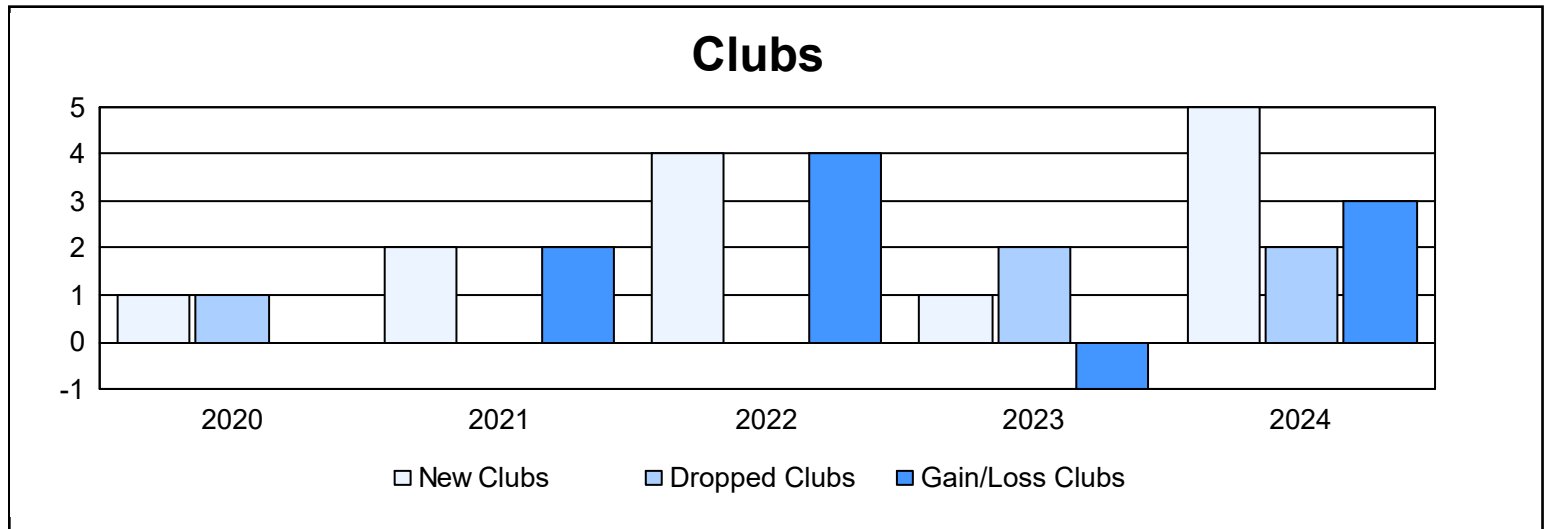
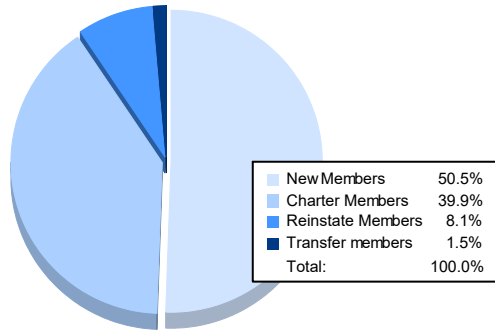


Year	New Clubs	Dropped Clubs	Gain/ Loss Clubs	New Members	Charter Members	Reinstate Members	Transfer Members	Total Member Added	Total Members Dropped	Gain/ Loss Members
2019-2020	1	1	0	55	19	1	1	76	170	-94
2020-2021	2	0	2	203	46	1	6	256	72	184
2021-2022	4	0	4	106	96	2	2	206	177	29
2022-2023	1	2	-1	213	39	1	11	264	190	74
2023-2024	5	2	3	138	109	22	4	273	283	-10
<b>Average</b>	<b>3</b>	<b>1</b>	<b>2</b>	<b>143</b>	<b>62</b>	<b>5</b>	<b>5</b>	<b>215</b>	<b>178</b>	<b>37</b>



### Membership Composition June 2024 Cumulative



### Gender Composition June 2024 Cumulative

